
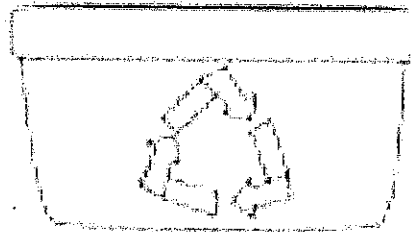



Differentiated

Grade 3



Some items that I
can recycle are...




A series of horizontal lines for writing, consisting of a solid top line, a dashed middle line, and a solid bottom line, repeated multiple times.

Date:

Recycling


Listen to and read the passage.




Recycling is very important in our lives because the waste we create is increasing all the time. The rise in population means that there are more people on the planet to create waste. New packaging are being developed, but much of these products contain materials that are not eco- friendly. New lifestyle changes, such as eating fast food, means that we create additional waste that isn't recyclable. Recycling helps to decrease the pollution caused by waste. It reduces the need for raw materials so that the rainforests can be preserved. Huge amounts of energy are used when making products from raw materials. Recycling requires much less energy which helps to preserve natural resources. We should always remember that making products from raw materials costs much more than if they were made from recycled products.

Circle T (True) or F (False).

- | | | | |
|---|--|---|---|
| 1 | Recycling is very important in our lives. | T | F |
| 2 | More people create less rubbish. | T | F |
| 3 | Fast food creates more recyclable waste. | T | F |
| 4 | Recycling helps decrease pollution. | T | F |
| 5 | We need more raw materials with recycling. | T | F |
| 6 | Recycling saves the rainforest. | T | F |
| 7 | Raw materials are cheap. | T | F |
| 8 | Everyone should consider recycling. | T | F |






Name _____


Recycle Bin Sort

Directions: Color the pictures. Cut and paste them in the correct box.

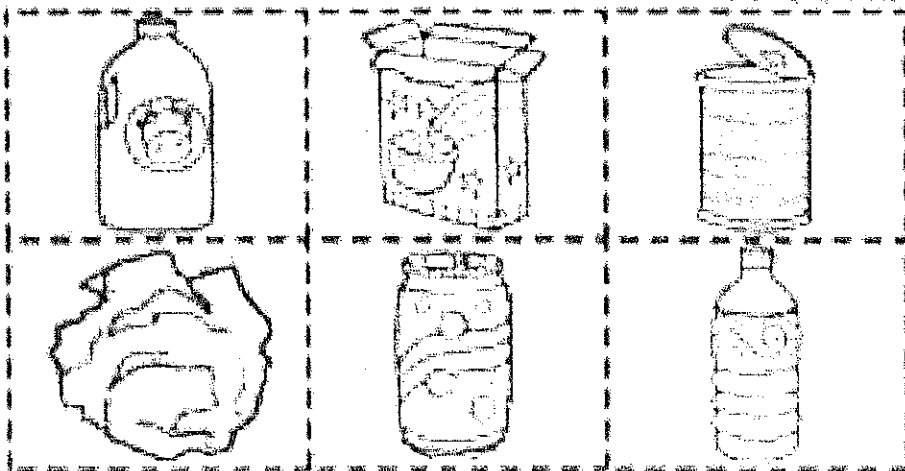

Paper



Plastic



Metal




Herwin maak sin


Wat is herwinning?

Herwinning beteken om gebruikte materiaal te versamel en dit op te breek in klein stukkie, sodat iets anders daarvan vervaardig kan word. Verskillende produkte word in houers geplaas wat onderskeid tref tussen die soorte herwinbare materiaal.


Kleur die vullisdromme volgens die regte kleure in om te wys watter herwinbare materiaal in elkeen geplaas moet word.




Papier



Glas



Blikkies



Plastiek

Maak iets uit herwinbare materiaal

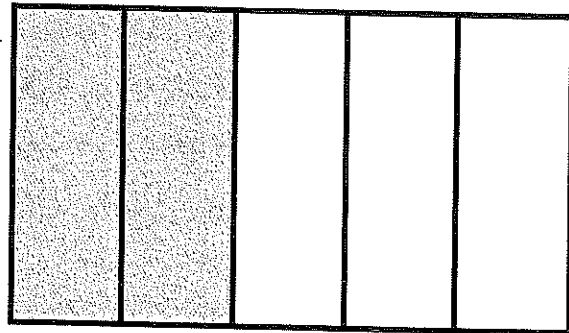

3. Break up in hundreds, tens and units.

$(6 \div 3 = 2)$

Number	Hundreds	Tens	Units
399			
456			

4. What fraction is coloured? Colour the correct answer

$(2 \div 2 = 1)$

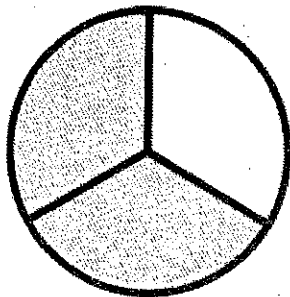


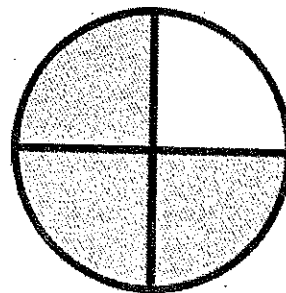
- 2 quarters
- 1 quarter
- 3 quarters

- 1 fifth
- 2 fifths
- 4 fifths

5. Write the name of the fraction that is coloured.

$(2 \div 2 = 1)$





6. Use the fraction wall to answer the questions.
 $(4 \div 2 = 2)$

1 whole					
$\frac{1}{2}$			$\frac{1}{2}$		
$\frac{1}{4}$	$\frac{1}{4}$	$\frac{1}{4}$	$\frac{1}{4}$	$\frac{1}{4}$	$\frac{1}{4}$
$\frac{1}{3}$		$\frac{1}{3}$		$\frac{1}{3}$	
$\frac{1}{6}$	$\frac{1}{6}$	$\frac{1}{6}$	$\frac{1}{6}$	$\frac{1}{6}$	$\frac{1}{6}$




- a. There are halves in 1 whole
- b. There are quarters in 1 whole
- c. There are thirds in 1 whole
- d. There are sixths in 1 whole

7. Mental Maths - Complete. $(6 \times \frac{1}{2} = 3)$

- a. $6 + 6 + 6 = \underline{\quad} (\frac{1}{2})$
- b. $187 + 0 = \underline{\quad} (\frac{1}{2})$
- c. 10 less than 660 = $\underline{\quad} (\frac{1}{2})$
- d. 3 more than 477 = $\underline{\quad} (\frac{1}{2})$
- e. $\underline{\quad} + 70 = 100 (\frac{1}{2})$
- f. $389 + 10 = \underline{\quad} (\frac{1}{2})$
- g. $234 + 5 = \underline{\quad} (\frac{1}{2})$

Total: Activity 2 = $\underline{\quad}/20$



Wild animals



Lions belong to the cat family. The lion is seen as the king of the animal kingdom.

Lions hunt and kill animals such as buck and zebras. The females do most of the hunting. They often hunt in groups.


Lions prefer living on open grass fields. Lions can roar very loudly.



Elephants are the largest mammals on land.

They are in danger because poachers hunt them for their ivory tusks. Elephant's tusks keep growing all through their lives.

Elephants use their trunks to bring roots, fruit and water to their mouths. They eat up to 200 kg of food a day and drink 190 l of water.




There are two kinds of rhinoceros (mostly called rhino) - the black rhino and the white rhino.


Rhinos can't see very well, but they have a very good sense of smell.

Rhinos are very large and can weigh up to 2 500 kg.

Rhinos are regularly hunted for their horns by hunters and poachers. We need to protect rhinos from hunters who kill them for their horns.



The mature leopard can grow to a length of 2 m. Its coat is light brown with black spots in the form of circles. The leopard can climb well and has no trouble taking their prey into trees.



Buffaloes live in herds. When there is danger, the cows and calves gather in the middle of the herd and are encircled by the bulls for protection. Some buffalo can grow to a height of 1,7 m.

Camouflage


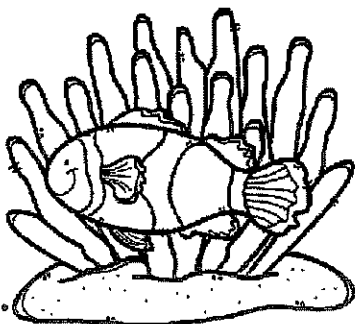

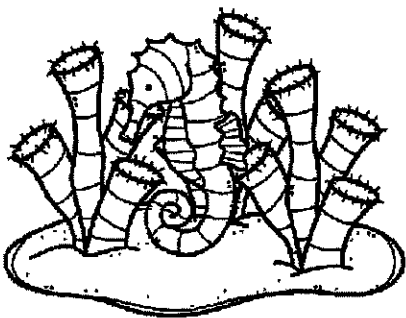

Some animals protect themselves by changing the way they look to blend in with their surroundings.

Chameleons can change their colour to match the trees they climb. Zebra stripes make it very difficult to see a zebra in the bush.

The coats or feathers of some animals are adapted in such a way that it makes them difficult to spot.

We call this camouflage.

Colour the animals so that they camouflage with their surroundings.



Draw a picture of an animal that camouflege itself.
Write a description about how the animal camouflege itself.


How the animal camouflege itself

DCAPS

ECD

Spatial orientation

- ✚ Make a shape animal.
- ✚ It can be any kind of animal you like.
- ✚ Use an A4 page
- ✚ You may only use shapes (Look at my example)



- ✚ You may use any type and combination of shapes
- ✚ Colour your picture when you are done.
- ✚ Put a border around your page.
- ✚ Enjoy!!