
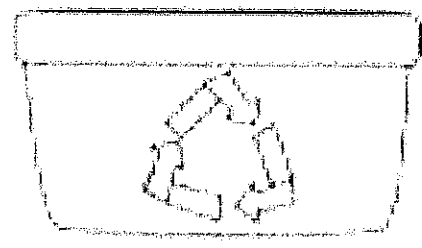



Gedifferensieerde

Graad 3



Some items that I
can recycle are...




Handwriting practice lines consisting of multiple sets of three horizontal lines (top, middle, bottom) for writing.

Date:

Recycling

Listen to and read the passage.





Recycling is very important in our lives because the waste we create is increasing all the time. The rise in population means that there are more people on the planet to create waste. New packaging are being developed, but much of these products contain materials that are not eco-friendly. New lifestyle changes, such as eating fast food, means that we create additional waste that isn't recyclable. Recycling helps to decrease the pollution caused by waste. It reduces the need for raw materials so that the rainforests can be preserved. Huge amounts of energy are used when making products from raw materials. Recycling requires much less energy which helps to preserve natural resources. We should always remember that making products from raw materials costs much more than if they were made from recycled products.

Circle T (True) or F (False).

- 1 Recycling is very important in our lives.
- 2 More people create less rubbish.
- 3 Fast food creates more recyclable waste.
- 4 Recycling helps decrease pollution.
- 5 We need more raw materials with recycling.
- 6 Recycling saves the rainforest.
- 7 Raw materials are cheap.
- 8 Everyone should consider recycling.

T F
T F
T F
T F
T F
T F
T F
T F






Name _____


Recycle Bin Sort

Directions: Color the pictures. Cut and paste them in the correct box.

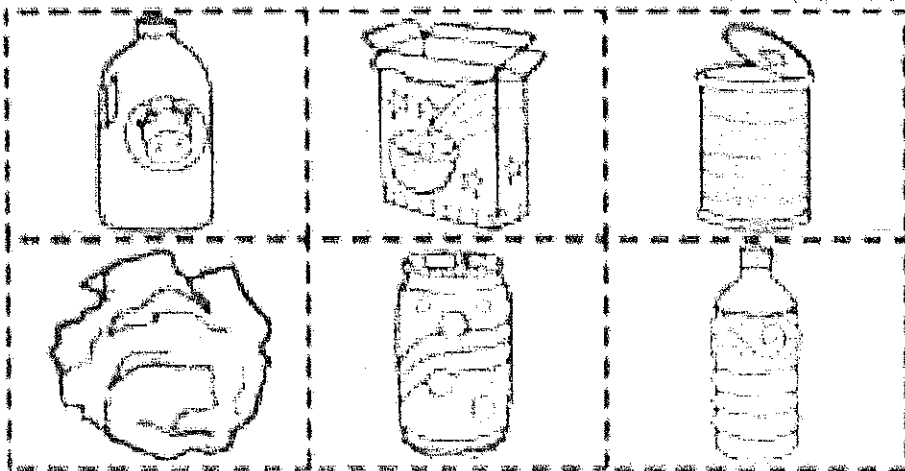

Paper



Plastic



Metal




Herwin maak sin


Wat is herwinning?

Herwinning beteken om gebruikte materiaal te versamel en dit op te breek in klein stukkes, sodat iets anders daarvan vervaardig kan word. Verskillende produkte word in houters geplaas wat onderskeid tref tussen die soorte herwinbare materiaal.


Kleur die vullisdromme volgens die regte kleure in om te wys watter herwinbare materiaal in elkeen geplaas moet word.




Papier



Glas



Blikkies



Plastiek

Maak iets uit herwinbare materiaal


3. Breek die volgende getalle op in honderde, tiene en ene.

$(6 \div 3 = 2)$

| Getal | Honderde | Tiene | Ene |
|-------|----------|-------|-----|
| 399 | | | |
| 456 | | | |

4. Sê watter breuk is ingekleur. Kleur die regte antwoord in.

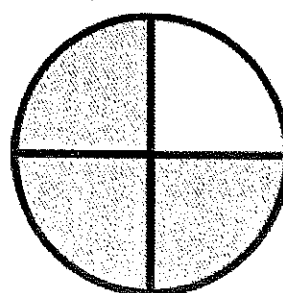
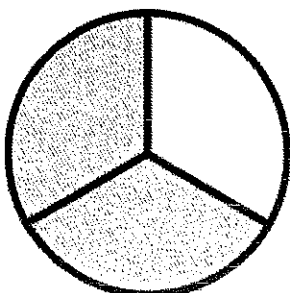
$(2 \div 2 = 1)$



- 2 kwarte
- 1 kwart
- 3 kwarte

- 1 vyfde
- 2 vyfdes
- 4 vyfdes

5. Skryf die naam van die breukdeel wat ingekleur is. $(2 \div 2 = 1)$



$(4 \div 2 = 2)$




| | | | | | |
|---------------|---------------|---------------|---------------|---------------|---------------|
| 1 hele | | | | | |
| $\frac{1}{2}$ | | | $\frac{1}{2}$ | | |
| $\frac{1}{4}$ | $\frac{1}{4}$ | $\frac{1}{4}$ | $\frac{1}{4}$ | $\frac{1}{4}$ | $\frac{1}{4}$ |
| $\frac{1}{3}$ | | $\frac{1}{3}$ | | $\frac{1}{3}$ | |
| $\frac{1}{6}$ | $\frac{1}{6}$ | $\frac{1}{6}$ | $\frac{1}{6}$ | $\frac{1}{6}$ | $\frac{1}{6}$ |

- a. Hoeveel halwes is gelyk aan 'n hele? _____
- b. Hoeveel kwarte is gelyk aan 'n hele? _____
- c. Hoeveel derdes is gelyk aan 'n hele? _____
- d. Hoeveel sesdes is gelyk aan 'n hele? _____

7. Hoofrekene - Voltooi. ($6 \times \frac{1}{2} = 3$)



- a. $6 + 6 + 6 = \underline{\quad}$ ($\frac{1}{2}$)
- b. $187 + 0 = \underline{\quad}$ ($\frac{1}{2}$)
- c. 10 minder 660 = $\underline{\quad}$ ($\frac{1}{2}$)
- d. 3 meer as 477 = $\underline{\quad}$ ($\frac{1}{2}$)
- e. $\underline{\quad} + 70 = 100$ ($\frac{1}{2}$)
- f. $389 + 10 = \underline{\quad}$ ($\frac{1}{2}$)
- g. $234 + 5 = \underline{\quad}$ ($\frac{1}{2}$)

Wilde diere




Die leeu behoort aan die katfamilie. Hy word as die koning van die diereryk beskou. Leeus jag diere soos bokke en sebras.

Die wyfies doen die meeste jagwerk. Hulle jag dikwels in groepe. Leeus verkies dit om op oop grasvlaktes te leef. Hulle kan baie hard brul.




Olifante is die grootste soogdiere op land. Hulle is in gevaar omdat wildiewe hulle vir hul ivoortande jag. Hierdie tande groei hul lewens lank. Hulle gebruik hul slurpe om wortels, vrugte en water na hul monde te bring. Hulle eet tot 200 kg voedsel per dag en drink 190 liter water.




Daar is twee soorte renosters, die swart renoster en die wit renoster.

Hulle kan nie baie goed sien nie, maar hulle het 'n baie fyn reuksin.

Hulle is baie groot en kan tot 2 500 kg weeg. Hulle word gereeld deur jagters en wildiewe ge jag vir hul horings. Ons moet hulle teen jagters beskerm wat hulle vir hul horings jag.



Die volwasse luiperd kan tot 2 meter lank word. Sy pels is ligbruin met swart kolle. Hy kan goed boomklim en jag. Hy trek sy prooi maklik in 'n boom op om daar te vreet.



Buffels leef in troppe. Wanneer daar gevaar is, kom die koeie en kalbies in die middel van die trop bymekaar en word hulle deur die bulle beskerm. Sommige buffels kan tot 1,7 m groot word.

Kamoeflering

Sommige diere beskerm hulleself deur hul voorkoms te verander om by hul omgewing aan te pas.


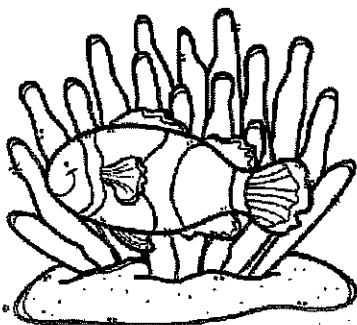

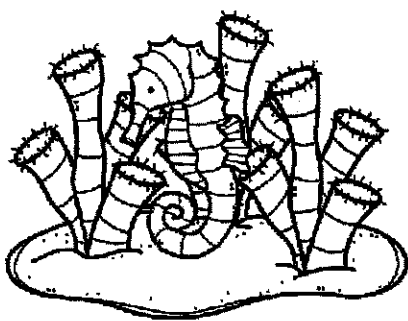

Verkleurmannetjies kan hulle kleur verander om aan te pas by die bome waarin hulle woon.

Die sebra se strepe maak dit moeilik om hom in die bos te sien.

Die pels of vere van sommige diere is so aangepas dat hulle nie maklik raakgesien word nie.

Ons noem dit kamoeflering.

Kleur die diere in sodat hulle hulself kamoefleer.



Teken 'n prent van 'n dier wat homself kamoefleer.
Skryf 'n beskrywing oor hoe die dier homself kamoefleer.


Hoe kamoefleer die dier homself?

DCAPS

VKO / ECD

Ruimtelike oriëntasie

- ✚ Maak 'n diertjie deur net vorms te gebruik.
- ✚ Dit kan enige tipe diertjie wees waarvan jy hou.
- ✚ Gebruik 'n A4 papier
- ✚ Jy mag net vorms gebruik (Kyk na my voorbeeld)



- ✚ Jy mag enige tipe en kombinasie van vorms gebruik
- ✚ Kleur jou prentjie in wanneer jy klaar is.
- ✚ Teken 'n raampie om jou bladsy.
- ✚ Geniet dit!!