


Differentiated

Grade 2



Animal Research

Animal Name

Picture

Facts

Other Information

Habitat

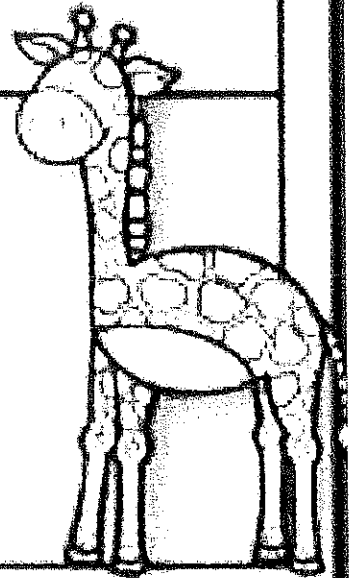
Name _____

Animal Comprehension

Read the short passage and answer the questions.

Giraffes

Giraffes are the tallest animals on land. A giraffe can be found in grasslands or open woodlands. Their long necks help them to eat leaves from tall trees. Giraffes also have small horns on the top of their head. These horns help to protect their head in a fight.



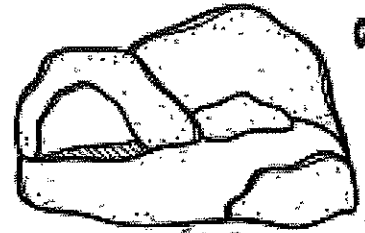


1. Where can a giraffe be found?

2. Why are their long necks important?




3. Why do giraffe's have horns?

Diere en hul blypek


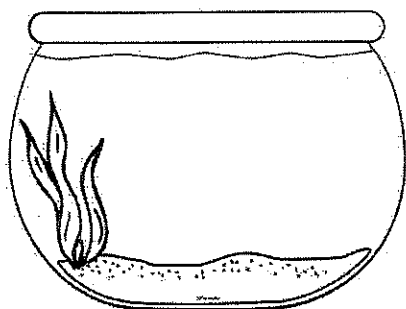
Verbind hierdie diertjies met hulle woonplekke.




Wie woon hier:




Fibbowl Pattern





Lees Gedeelde lees



Totaal: ___/15

Doel: Beantwoord hoë-orde-denkvrae wat op die teks gegrond is.

Lees die gedeelte hieronder en beantwoord die vrae.

Jana en Ben is baie opgewonde om op die Graad 2-uitstappie te gaan na die sjokolade fabriek. Hulle ry Vrydag.

"Hoe laat vertrek die bus Vrydag Meneer?" vra Ben.

Meneer Botha antwoord: "Sewe-uur Ben."

Hulle kan nie meer wag nie! Sjokolade is so lekker.

1. Wie is opgewonde oor die uitstappie? (2)

2. Op watter uitstappie gaan die Graad 2-klas? (1)

3. Wanneer ry hulle? _____ (1)

4. Hoe laat ry hulle? _____ (1)


5. Wat is hulle Meneer se naam? _____ (1)

6. Skryf 3 woorde neer uit die storie wat met 'n hoofletter begin. (3)

7. Skryf 'n woord neer wat met 'n "b" begin. _____

8. Skryf 'n woord neer wat met 'n "l" begin. _____

9. Op watter uitstappie het jy al gegaan saam met jou klas of skool? (1)




Data handling



Favourite pets.

Look at the graph and answer the following questions.



1. Which animal is the children's favourite pet? _____

2. Which animal is the children's least favourite pet?

3. How many children like dogs? _____


4. How many children like parrots? _____

5. How many more children like dogs compared to cats? Write down a number sentence.

6. How many children are there in total? _____

DATA with pets

Count the different pets and colour it in on the graph. Then answer the questions.



dog	cat	fish	hamster

1. How many of each pet did you count?









2. Which pet did you count the most? Colour the picture of the pet below.




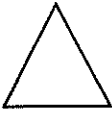
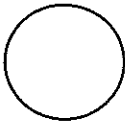


3. Which pet did you count the least? Colour the picture of the pet below.



2D shapes

Count the shapes and write down the name of each shape.



	Name of shape	How many shapes do you count?
		
		
		
		

Number patterns

Complete the numbers on the flags by counting forwards or backwards.





20 24 26

25 35

10 20

10 8 6

45 40 35



Insects

Use the words in the blocks to label the insects.

locust

bee

fly

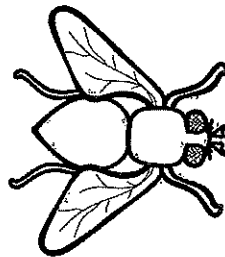




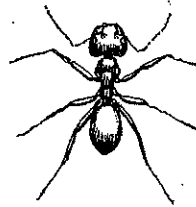

mosquito

ant

butterfly

ladybird

moth





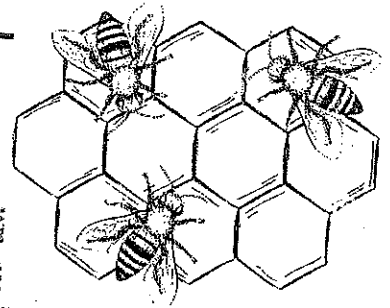

More about insects

Bees spread pollen. This is necessary for fruit to grow.

Bees suck nectar from flowers.


Bees make honey.

Bees live in a beehive.




Locusts have strong hind legs to jump.

Locusts can be a plague and eat farmers' crops.



Mosquitoes spread malaria




A fly spread diseases.



Ants use their antennae to communicate with each other.
Ants live in ant hills.



Butterflies spread pollen from plant to plant.





Complete the sentences.

_____ make
honey.




_____ spread
diseases.

_____ spread
pollen.


_____ spread
malaria.

_____ eat farmers'
crops.



_____ Use their
antennae to
communicate
with each other.



_____ sucks up the
nectar from
the flower.



_____ have strong
hind legs to
jump.




DCAPS

ECD

Spatial orientation

- ✦ Make a shape animal.
- ✦ It can be any kind of animal you like.
- ✦ Use an A4 page
- ✦ You may only use shapes (Look at my example)



- ✦ You may use any type and combination of shapes
- ✦ Colour your picture when you are done.
- ✦ Put a border around your page.
- ✦ Enjoy!!